

Scaled data based on original data using
LM-79-08 Approved Method: Electrical and Photometric Measurements of Solid-
State Lighting Products

Test Report Prepared for
Cooper Lighting Solutions
(formerly Eaton)

Brand: STREETWORKS

Report Number: P457966

Luminaire Tested: **GLAN-SA9B-760-U-AFL**

Issue Date: 1/4/2021

Test Information

Test Method: LM-79-08
Report Number: P457966
TEST IS SCALED FROM IESNA LM-79-08 TEST DATA (G3-2011-042-24)
Test Lab: INNOVATION CENTER
Issue Date: 1/4/2021
Manufacturer: COOPER LIGHTING SOLUTIONS (FORMERLY EATON)
Product Line: STREETWORKS
Catalog Number: GLAN-SA9B-760-U-AFL
Description: GALLEON AREA AND ROADWAY LUMINAIRE
(9) 70 CRI, 5700K, 800mA LIGHTSQUARES WITH 16 LEDS EACH AND AUTOMOTIVE FRONTLINE OPTICS
Light Source: -
Ballast/Driver: ELECTRONIC DRIVER

Summary

Lumens per Lamp: N/A
Luminaire Lumens: 52090 lumens
Efficiency: N/A
Efficacy: 143.1 lumens/watt
Luminous Opening: Rectangular (W 1.5' x L: 1.5' x H: 0')
IES Classification: Type II - Short
BUG Rating: B3 - U0 - G4

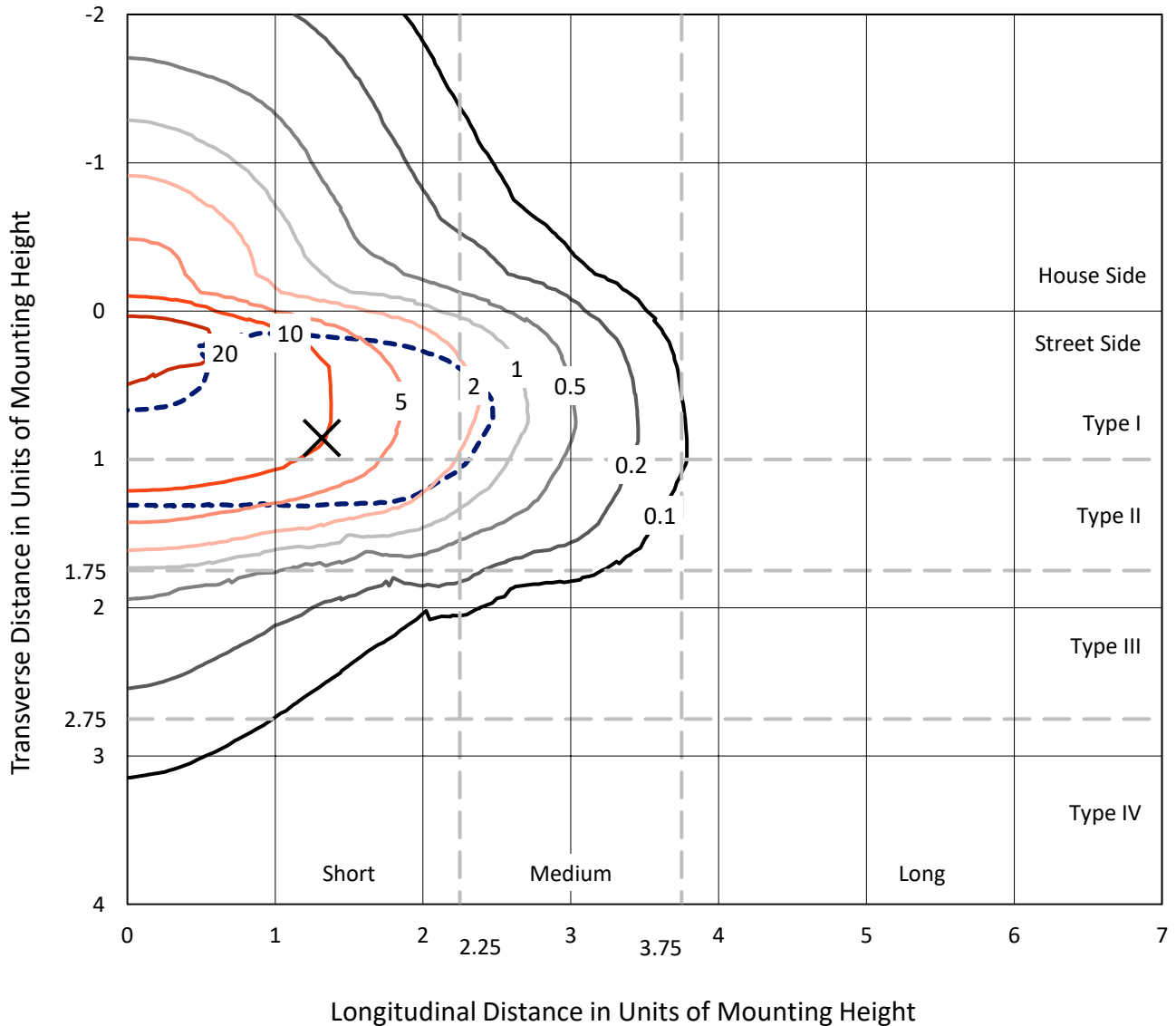
Input Watts (W): 364
Input Voltage (V): NR
Input Current (A_{in}): NR
Voltage Rise (V): NR
Power Factor: NR
Total Harmonic Distortion (THDi): NR
Frequency (hertz): 60
Stabilization Time: NR
Operation Time: NR
Ambient Temperature (°C): NR
Test Distance: 24 FT



REPORT NUMBER: P457966
 CATALOG NUMBER: GLAN-SA9B-760-U-AFL

Iso-Footcandle Lines of Horizontal Illumination

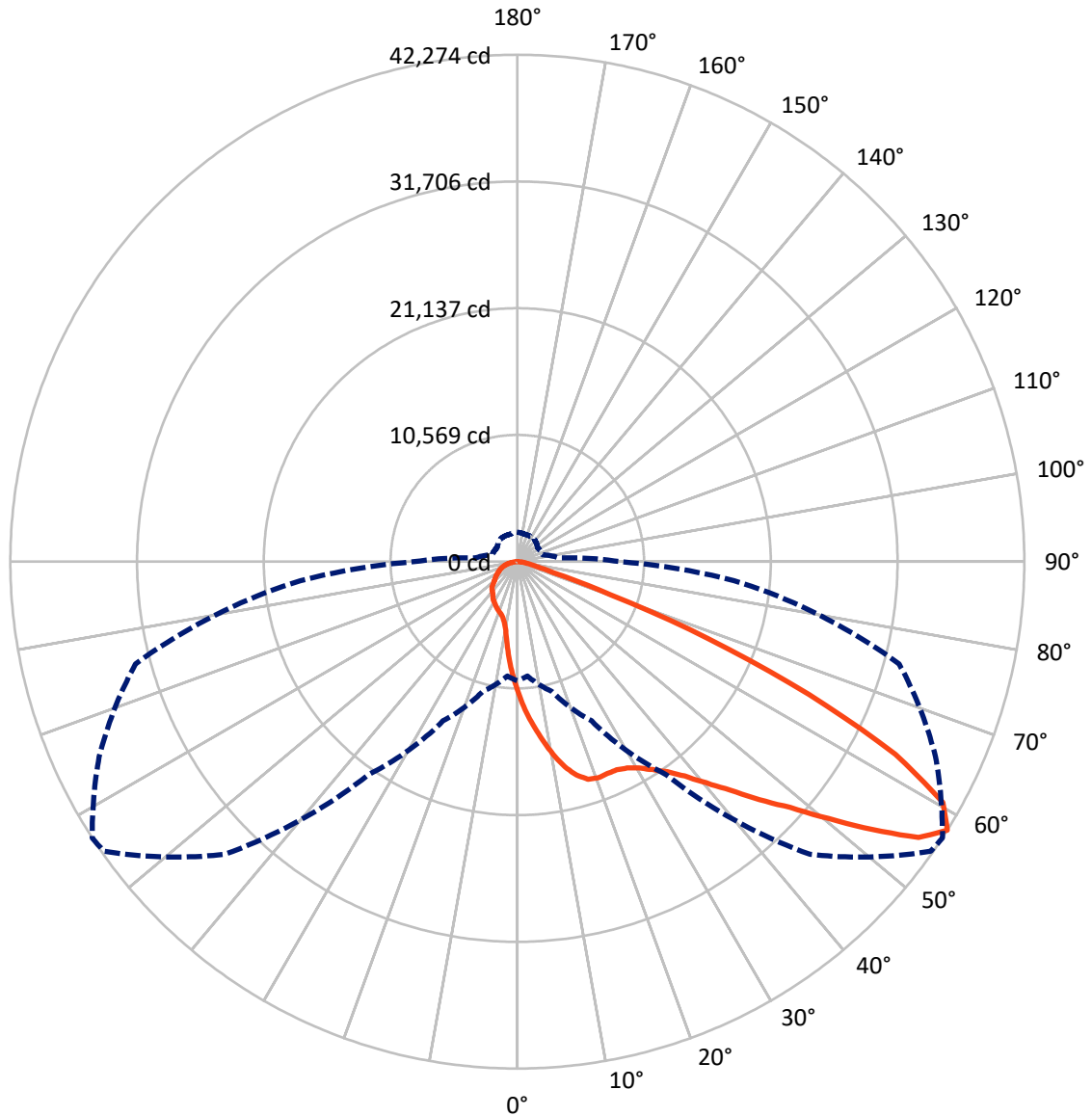
✕ Max cd
 - - - 1/2 Max cd



Based on 25 foot mounting height. Maximum calculated value = 26.6 fc
 Type II - Short - N/A

REPORT NUMBER: P457966
CATALOG NUMBER: GLAN-SA9B-760-U-AFL

Luminous Intensity Polar Plot



— Vertical Plane Through 57-Deg Lateral - - - Horizontal Cone Through 57.5-Deg Vertical

REPORT NUMBER: P457966

CATALOG NUMBER: GLAN-SA9B-760-U-AFL

FLUX DISTRIBUTION:

		Downward	Upward	Total
House Side	Lumens	7921.4	0.0	7921.4
	% Fixture	15.2	0.0	15.2
Street Side	Lumens	44168.6	0.0	44168.6
	% Fixture	84.8	0.0	84.8
Total	Lumens	52090.0	0.0	52090.0
	% Fixture	100.0	0.0	100.0

ZONAL LUMENS:

Zone	Lumens	% Fixture
0°-10°	1051.8	2.0
10°-20°	3099.7	6.0
20°-30°	5147.0	9.9
30°-40°	7752.9	14.9
40°-50°	11640.3	22.3
50°-60°	13047.3	25.0
60°-70°	7635.9	14.7
70°-80°	2258.7	4.3
80°-90°	456.5	0.9
90°-100°	0.0	0.0
100°-110°	0.0	0.0
110°-120°	0.0	0.0
120°-130°	0.0	0.0
130°-140°	0.0	0.0
140°-150°	0.0	0.0
150°-160°	0.0	0.0
160°-170°	0.0	0.0
170°-180°	0.0	0.0
0°-90°	52090.0	100.0
0°-180°	52090.0	100.0

Coefficient of Utilization



REPORT NUMBER: P457966

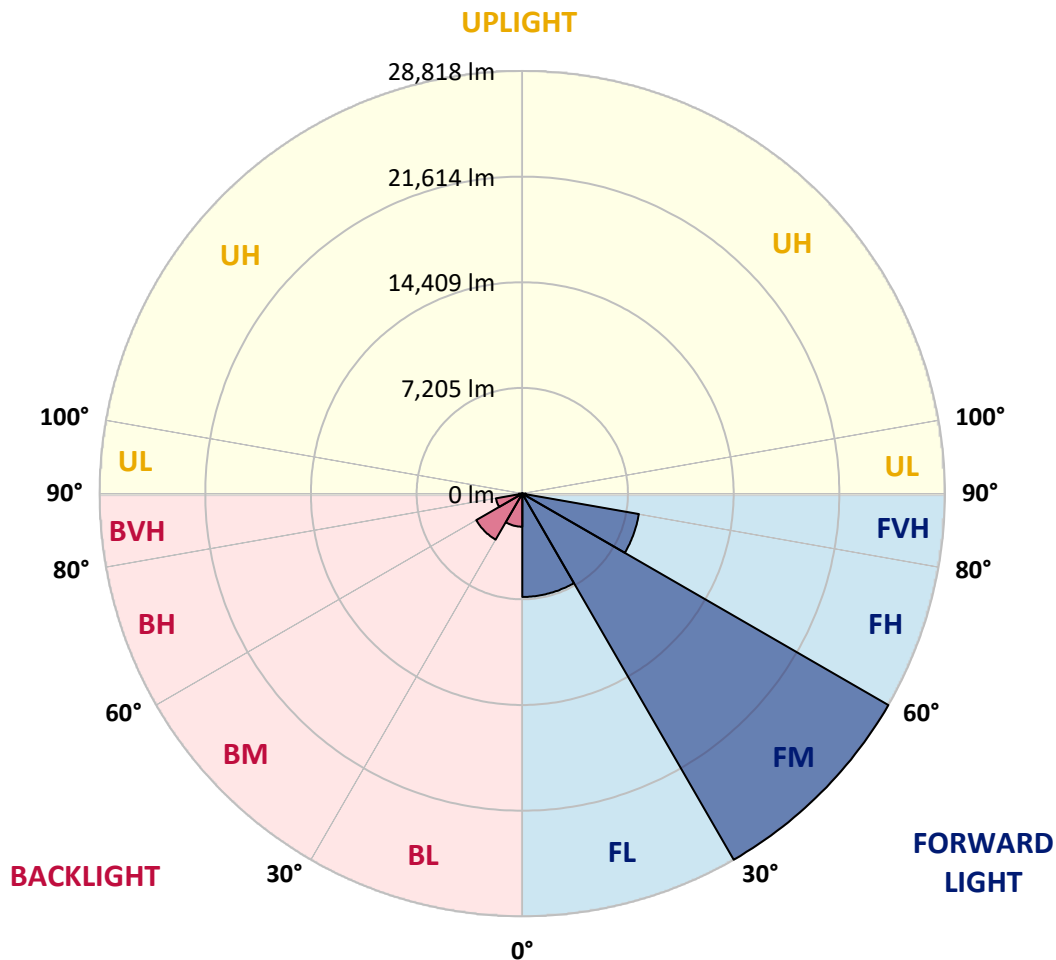
CATALOG NUMBER: GLAN-SA9B-760-U-AFL

LUMINAIRE CLASSIFICATION SYSTEM LUMEN TABLE AND BUG RATING:

Zone		Lumens	% Fixture	Zone Rating/Lumen Limit		
				B	U	G
FL	(0°-30°)	7041.4	13.5			
FM	(30°-60°)	28818.5	55.3			
FH	(60°-80°)	8071.9	15.5			G4/12000
FVH	(80°-90°)	236.9	0.5			G3/500
BL	(0°-30°)	2257.1	4.3	B3/2500		
BM	(30°-60°)	3622.0	7.0	B3/5000		
BH	(60°-80°)	1822.7	3.5	B3/2500		G3/2500
BVH	(80°-90°)	219.7	0.4			G2/225
UL	(90°-100°)	0.0	0.0		U0/0	
UH	(100°-180°)	0.0	0.0		U0/0	

BUG Rating: B3-U0-G4

Type II Short





REPORT NUMBER: P457966

CATALOG NUMBER: GLAN-SA9B-760-U-AFL

CANDELA DISTRIBUTION (FULL):

	0°	5°	15°	25°	35°	45°	55°	57°	65°	75°	85°
0°	10943.5	10943.5	10943.5	10943.5	10943.5	10943.5	10943.5	10943.5	10943.5	10943.5	10943.5
2.5°	13598.1	13449.9	13333.0	13230.3	13096.3	12734.2	12372.0	12366.3	12078.4	11633.5	11177.3
5°	15813.6	15614.0	15639.7	15320.3	15001.0	14476.3	13709.3	13669.4	13056.4	12223.8	11376.9
7.5°	17256.4	17259.3	17179.4	16996.9	16651.9	16056.0	15186.3	14989.6	14137.0	12873.9	11605.0
10°	17182.3	17259.3	17393.3	17550.1	17655.6	17361.9	16569.2	16329.7	15220.6	13660.9	11858.8
12.5°	16195.7	16315.5	16506.5	16900.0	17535.9	18020.6	17749.7	17555.8	16475.1	14445.0	12138.2
15°	15579.8	15651.1	15756.6	16021.8	16706.1	17866.6	18568.0	18465.4	17658.5	15331.8	12451.9
17.5°	15391.6	15462.9	15497.1	15659.7	16147.2	17336.3	18890.2	19072.7	18707.8	16147.2	12768.4
20°	15579.8	15614.0	15614.0	15711.0	16093.1	17025.5	18876.0	19243.8	19568.9	17125.3	13064.9
22.5°	16073.1	16087.4	16067.4	16101.6	16386.8	17111.0	18742.0	19198.2	20264.6	17955.0	13295.9
25°	16874.3	16897.1	16766.0	16686.1	16894.3	17487.4	18816.1	19235.3	20809.2	18747.7	13449.9
27.5°	17783.9	17812.4	17652.8	17467.4	17564.4	17952.2	19107.0	19483.3	21217.0	19529.0	13546.8
30°	18898.8	18910.2	18642.2	18419.8	18357.0	18645.0	19603.1	19953.8	21724.5	20449.9	13692.2
32.5°	20039.3	20124.9	19779.9	19466.2	19360.7	19449.1	20335.9	20675.2	22329.0	21439.4	13926.0
35°	21590.5	21604.7	21191.3	20809.2	20461.3	20575.4	21274.0	21519.2	23164.4	22582.8	14256.8
37.5°	23526.6	23657.7	23087.4	22374.6	21946.9	21781.5	22408.8	22676.9	24336.3	23985.6	14755.8
40°	25676.5	25725.0	25237.4	24792.6	24011.3	23532.3	23965.7	24256.5	25782.0	25659.4	15334.6
42.5°	27028.0	27133.5	27170.6	27125.0	26537.6	25733.5	25898.9	26035.8	27492.8	27230.5	15927.7
45°	27484.2	27641.1	28171.4	29294.9	29357.6	28564.9	28180.0	28311.1	29357.6	28815.8	16495.1
47.5°	26728.6	26996.7	27974.7	30278.6	32003.6	32063.5	30903.0	30615.0	31057.0	30130.3	16905.7
50°	24775.5	24832.5	26329.4	29665.5	33244.0	35408.2	34207.7	33671.7	32670.9	31102.6	17188.0
52.5°	21753.0	21818.6	23073.2	26817.0	32479.8	37746.3	38074.2	37116.1	34310.4	31858.2	17373.3
55°	16147.2	16526.5	17906.5	21524.9	28858.6	37526.7	41148.0	40603.3	36292.1	32457.0	17664.2
57.5°	9928.4	9580.6	11217.2	14644.6	21704.5	34510.0	42097.5	42274.2	38473.4	32958.8	18151.7
60°	4567.9	4636.3	5312.1	7553.2	13230.3	26996.7	39651.0	40768.7	39679.5	32941.7	18274.4
62.5°	3147.9	3085.2	2914.1	3316.1	6033.5	17073.9	33492.1	35385.4	37261.5	31918.1	17786.8
65°	2814.3	2751.6	2420.8	2309.6	2771.5	7442.0	24347.7	26737.2	31373.5	29334.8	16572.1
67.5°	2629.0	2543.4	2201.2	1984.5	1978.8	2962.6	14356.6	17233.6	23269.9	24801.1	14359.4
70°	2435.1	2366.6	2027.3	1787.8	1685.2	1861.9	6310.1	8260.4	15109.3	17872.3	11185.9
72.5°	2241.2	2161.3	1856.2	1599.6	1465.6	1394.3	2418.0	3145.0	8537.0	10715.4	6857.5
75°	1958.9	1919.0	1659.5	1448.5	1303.1	1126.3	1534.0	1750.7	4083.1	4921.4	3441.6
77.5°	1713.7	1670.9	1474.2	1266.0	1160.5	915.3	1089.2	1189.0	1722.2	1996.0	1554.0
80°	1254.6	1297.4	1243.2	1117.7	1035.0	718.5	732.8	815.5	1023.6	1132.0	949.5
82.5°	795.5	875.4	958.1	861.1	784.1	567.4	507.5	538.9	698.6	741.4	422.0
85°	333.6	339.3	556.0	524.6	447.7	336.5	305.1	322.2	373.5	390.6	196.7
87.5°	128.3	125.5	196.7	182.5	139.7	96.9	96.9	108.4	148.3	136.9	62.7
90°	0.0	0.0	0.0	0.0	0.0	0.0	0.0	0.0	0.0	0.0	0.0



REPORT NUMBER: P457966

CATALOG NUMBER: GLAN-SA9B-760-U-AFL

CANDELA DISTRIBUTION (continued):

	90°	95°	105°	115°	125°	135°	145°	155°	165°	175°	180°
0°	10943.5	10943.5	10943.5	10943.5	10943.5	10943.5	10943.5	10943.5	10943.5	10943.5	10943.5
2.5°	10980.6	10778.1	10376.1	9877.1	9512.1	9101.5	8739.4	8479.9	8383.0	8337.4	8251.8
5°	10972.0	10572.8	9740.2	8867.7	8166.3	7447.7	6840.4	6446.9	6412.7	6150.4	6124.7
7.5°	10974.9	10364.7	9038.8	7755.7	6686.4	5950.8	5448.9	5317.8	5161.0	5121.0	5141.0
10°	10983.4	10099.5	8286.0	6655.1	5620.0	5138.1	4950.0	4898.6	4904.3	4921.4	4924.3
12.5°	10994.8	9842.9	7504.8	5819.6	5021.2	4821.6	4801.7	4847.3	4895.8	4932.8	4941.4
15°	11009.1	9549.2	6743.5	5146.7	4721.8	4704.7	4770.3	4847.3	4915.7	4969.9	4978.5
17.5°	10992.0	9207.0	6104.8	4733.3	4556.5	4639.2	4747.5	4844.5	4907.2	4958.5	4964.2
20°	10952.1	8825.0	5488.9	4442.4	4453.8	4587.8	4704.7	4796.0	4864.4	4890.1	4910.0
22.5°	10798.1	8368.7	4952.8	4217.2	4331.2	4516.6	4656.3	4710.4	4633.5	4579.3	4593.5
25°	10535.8	7775.7	4453.8	4034.7	4220.0	4416.8	4559.3	4428.2	4365.4	4342.6	4354.0
27.5°	10207.9	7125.5	4077.4	3843.6	4077.4	4305.6	4265.6	4242.8	4214.3	4177.2	4185.8
30°	9854.3	6489.7	3758.1	3695.4	3923.5	4054.6	4071.7	4108.8	4077.4	4020.4	4043.2
32.5°	9526.4	5890.9	3515.7	3569.9	3815.1	3795.2	3923.5	3966.2	3820.8	3629.8	3638.3
35°	9247.0	5334.9	3333.2	3447.3	3629.8	3638.3	3766.6	3618.4	3461.5	3370.3	3376.0
37.5°	9036.0	4901.5	3213.5	3341.8	3393.1	3501.5	3433.0	3356.0	3336.1	3273.4	3276.2
40°	8910.5	4522.3	3136.5	3259.1	3250.5	3324.7	3105.1	3182.1	3210.6	3190.7	3193.5
42.5°	8785.0	4254.2	3056.7	3145.0	3142.2	2996.8	2948.3	3013.9	3088.0	3096.6	3090.9
45°	8685.2	4046.1	2974.0	2971.1	3028.1	2800.0	2785.8	2825.7	2931.2	2982.5	2979.7
47.5°	8574.0	3872.1	2848.5	2768.7	2785.8	2677.4	2654.6	2671.7	2800.0	2882.7	2905.5
50°	8434.3	3698.2	2691.7	2583.3	2512.0	2563.4	2569.1	2571.9	2700.2	2794.3	2814.3
52.5°	8323.1	3567.0	2512.0	2432.2	2346.7	2460.7	2503.5	2509.2	2586.2	2663.2	2677.4
55°	8388.7	3492.9	2335.3	2278.2	2201.2	2355.2	2437.9	2449.3	2466.4	2523.5	2532.0
57.5°	8585.4	3510.0	2192.7	2118.6	2061.5	2229.8	2369.5	2378.0	2366.6	2435.1	2446.5
60°	8645.3	3501.5	2087.2	1941.8	1907.6	2095.7	2269.7	2286.8	2283.9	2383.7	2403.7
62.5°	8394.4	3393.1	1981.7	1793.5	1770.7	1958.9	2130.0	2198.4	2212.7	2355.2	2380.9
65°	7804.2	3170.7	1842.0	1636.7	1636.7	1813.5	1996.0	2090.0	2130.0	2321.0	2349.5
67.5°	7025.7	2908.4	1699.4	1502.7	1497.0	1673.7	1853.4	1950.3	2013.1	2272.5	2289.6
70°	5831.0	2554.8	1522.6	1357.2	1357.2	1516.9	1679.4	1796.4	1887.6	2181.3	2181.3
72.5°	3994.8	2124.3	1308.8	1191.9	1194.7	1343.0	1508.4	1639.5	1747.9	1998.8	2004.5
75°	2526.3	1659.5	1075.0	1015.1	1026.5	1166.2	1337.3	1474.2	1690.9	1976.0	1984.5
77.5°	1343.0	1166.2	855.4	841.2	855.4	983.7	1174.8	1362.9	1696.6	1713.7	1685.2
80°	869.7	826.9	675.8	647.3	653.0	792.7	1046.4	1294.5	1362.9	1380.1	1317.3
82.5°	473.3	524.6	479.0	450.5	450.5	618.7	892.5	1029.3	978.0	812.6	775.6
85°	202.4	245.2	248.1	216.7	208.1	382.1	598.8	561.7	521.8	499.0	493.3
87.5°	57.0	79.8	79.8	59.9	45.6	105.5	119.8	34.2	0.0	2.9	5.7
90°	0.0	0.0	0.0	0.0	0.0	0.0	0.0	0.0	0.0	0.0	0.0

(END OF REPORT)